



The B. G. E. Society's
Shri R. L. T. College of Science, Akola.

Affiliated by Sant Gadge Baba Amravati University

Re-accredited with 'A' Grade by NAAC, Bangalore with CGPA 3.12

Civil Line Akola Ph. (0724) 2415480 (College website: www.rltsc.edu.in)

**Report of Student Satisfaction Survey on Teaching-Learning and Evaluation (TLE) Process
(2020-2021)**

2.7 Student Satisfaction Survey (SSS) on Overall Institution Performance

In this academic session, online feedback from the stake holders was collected through online questionnaire which was made available on college website present in feedback section (Session 2020-21).

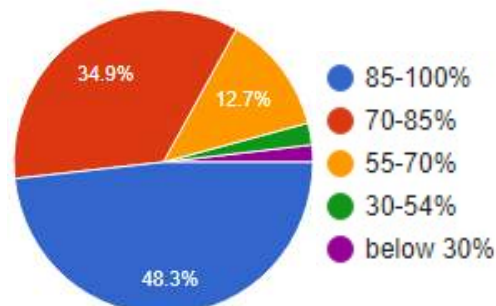
FEEDBACK ANALYSIS:

A total of 605 responses were collected through online feedback form. Amongst these respondents 75.7 % were girls and 24.1 % were boys. After analysing the feedback on overall institution of TLE process, the report along with remarks and recommendations were discussed among all teaching staff in order to improve the TLE process. Over all students' satisfaction on TLE process was measured on the basis of their learning experiences.

Summary of answers of different questions are as follow:

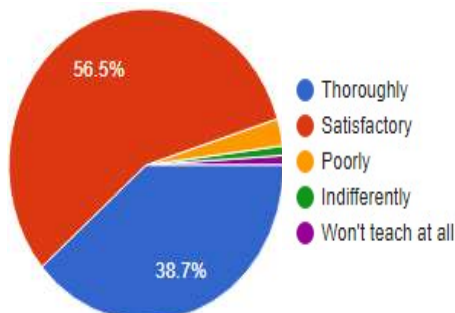
1) How much of the syllabus was covered in the class?

Out of total students participated in survey about 83.2% answered 70–100% of syllabus is covered in class and 12.7% of students answered syllabus is covered up to 55-70%. Only 4.1% students rated syllabus completion less than 54% to below 30%.



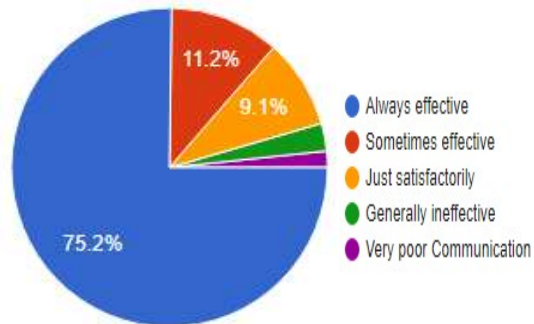
2) How well did the teachers prepare for the classes?

--- Around 95.2% of student responded, teachers prepare thoroughly and satisfactorily. Only 4.8% of students think teachers prepare poorly or indifferently or don't teach at all.



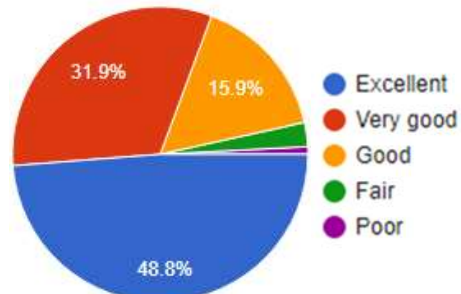
3)How well the teachers able to communicate?

-- Always effective ratings were given by 75.2% of students, while 20.3% of students think teachers effectively and satisfactorily communicate. Only 4.5% student rated for generally effective or very poor communication of teachers.



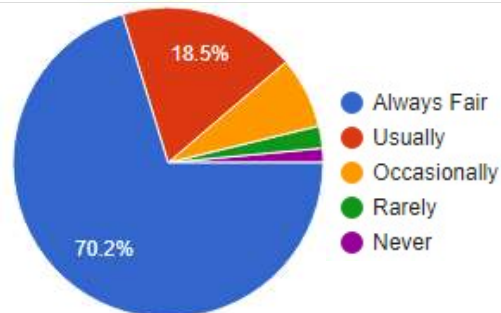
4) The teachers approach to teaching can best be describe as

--Teacher's approach to teaching was described as excellent and very good by 80.7% of students, whereas 15.9% students described teacher's approach as good. Only 3.4% of student described teacher's approach as fair or poor.



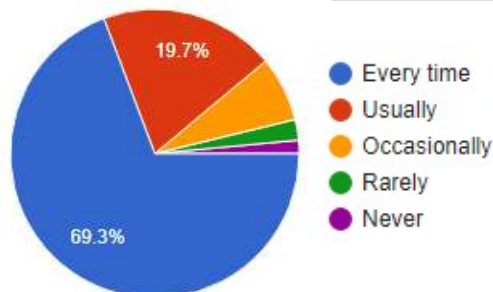
5) Fairness of internal evaluation process by the teachers

--About 88.7% students find the internal evaluation process by the teachers as always and usually fair. Only 11.3% students find the internal evaluation process by the teachers sometimes as unfair and usually unfair or rarely.



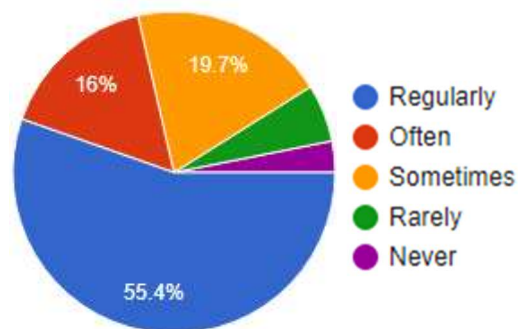
6) Ways your performance in assignments discussed with you?

-- About 89% students approved that their performance in assignments is discussed usually every time. About 11% of students reported their performance is discussed occasionally and rarely or never discussed.



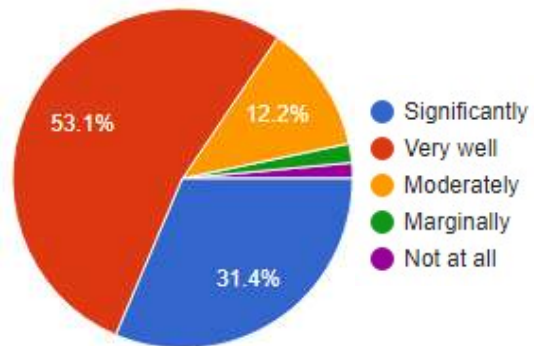
7)The Institute takes active interest in promoting internship, student exchangeand field visit opportunities for student.

--About 71.4% students approved that the institution takes active interest in promoting internship, student exchange, and field visit opportunities for them regularly and often. Whereas 19.7% studentsopted for sometimes. Only 8.9% students reveal that institute rarely andnever takes active interest.



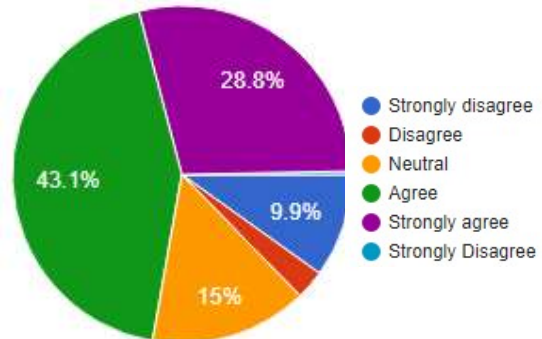
8) The teaching and mentoring process in your institution facilitates you in cognitive, social and emotional growth.

--About 84.5% students think that the teaching and mentoring process in the institution facilitates them in cognitive, social and emotional growth significantly and very well and 12.2% think that it is moderately and marginally. Only 3.3% student opted for marginally and not at all.



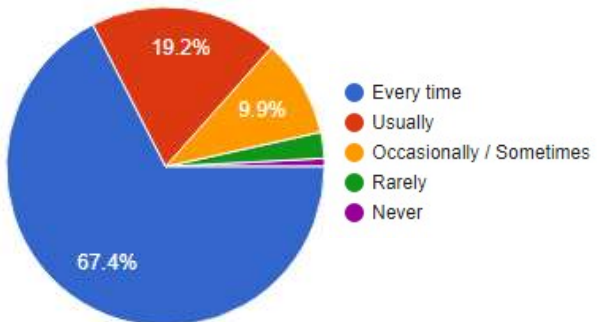
9) The institution provides multiple opportunities to learn and grow

--About 71.9% students agree and strongly agree that the institution provides multiple opportunities to learn and grow. About 15% students have a neutral opinion, whereas only 3.2% and 9.9% students disagree and strongly disagree, respectively.



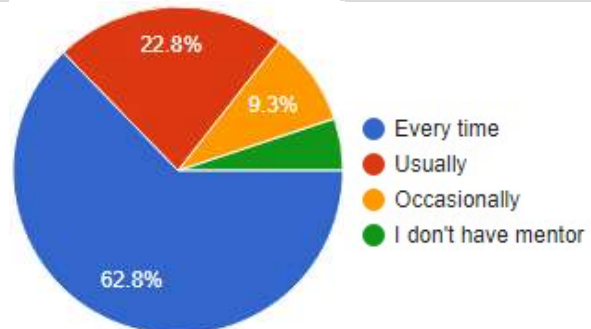
10) Teacher inform you about your expected competencies, course outcomes and program outcomes

--About 86.6% students agree that teacher informs them about their expected competencies, course outcome, and program outcome every time and usually. About 9.9% students think that teacher informs them occasionally, and only 3.5% students opted for rarely and never.



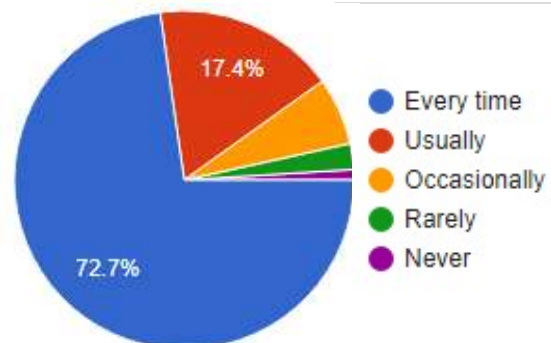
11) Your mentor does a necessarily follow-up with an assigned task to you

--About 85.6% students feel that their mentor does a necessary follow up with an assigned task with them every time and usually. Occasional follow up was observed by 9.3% students. Only 5.1% students opted for never.



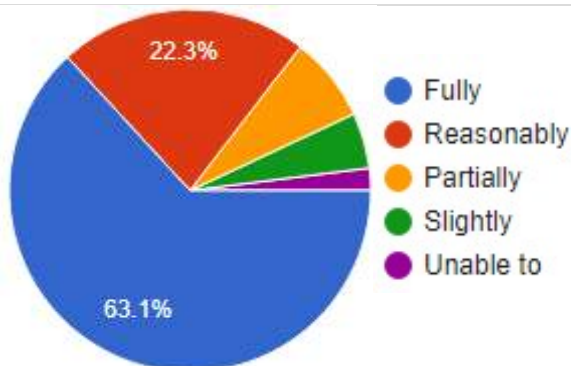
12) The teacher illustrates the concept through examples and applications

--About 90.1% students agree that the teacher illustrates concepts through examples and applications every time and usually. Only 10% students think that teacher illustrates concepts through examples and applications occasionally, rarely and never.



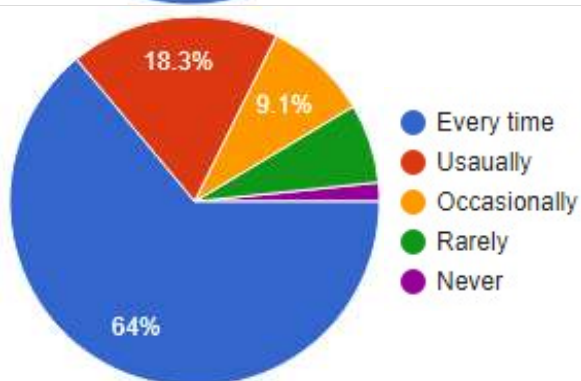
13) The teacher identifies your strength and encourage you with providing right level of challenges

--About 85.4% students fully and reasonably agree that the teacher identifies their strength and encourages them with providing right level of challenges and 14.6% students partially and agree slightly or unable.



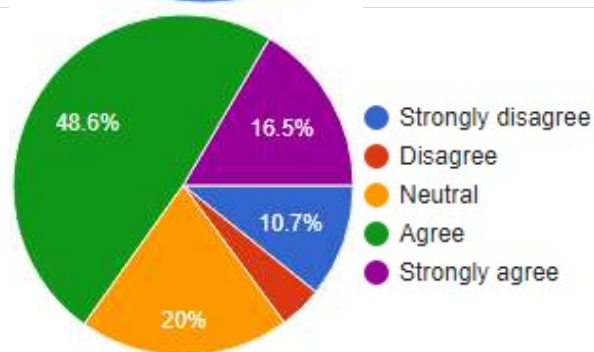
14) Teacher are able to identify your weakness and help you to overcome them

--About 82.3% students feel that teachers are able to identify their weaknesses and help them to overcome them every time and usually. About 9.1% students think that teachers are occasionally able to identify their weaknesses and help them to overcome them. Only 8.6% students opted for rarely and never.



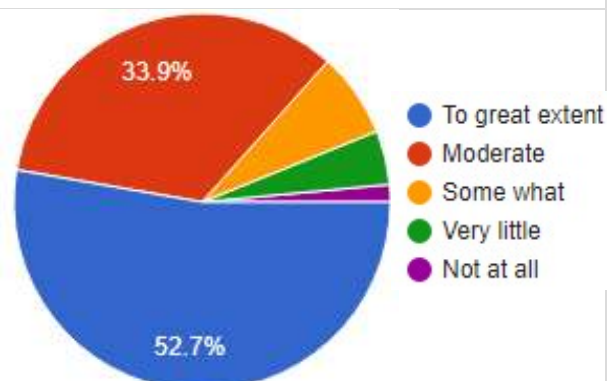
15) The institution makes efforts to engage students in monitoring, review and continuous quality improvements of teaching learning process.

--About 65.1% students agree and strongly agree that the institution makes effort to engage students in a monitoring review and continuous quality improvement of the teaching-learning process. About 20% students opted for neutral and 14.9% opted for disagree and strongly disagree.



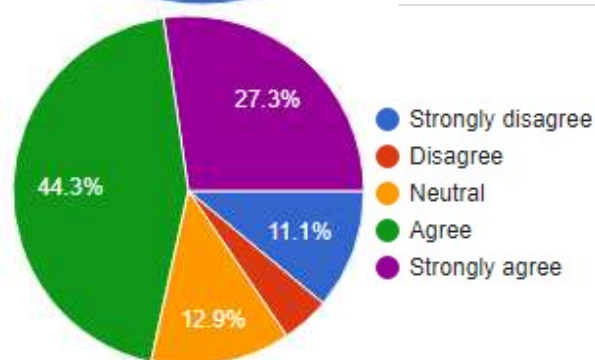
16)The institute or teacher use student centric methods, such as experiential learning, participative learning, problem solving methodologies for enhancing learning experiences.

--About 86.6% students think that institution and teachers use student-centric methods to a great moderate extend. About 13.4% students opted for somewhat and very little and not at all.



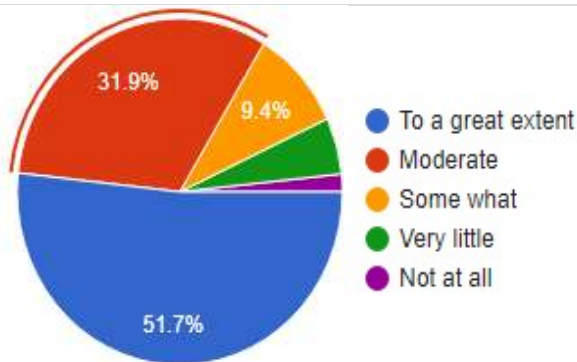
17) Teachers Encourages you to participate in extracurricular activities.

--About 71.6% students agree and strongly agree that they receive encouragement from teachers to participate in extra-curricular activities. About 12.9% students opted for neutral15.5% students disagree and strongly disagree.



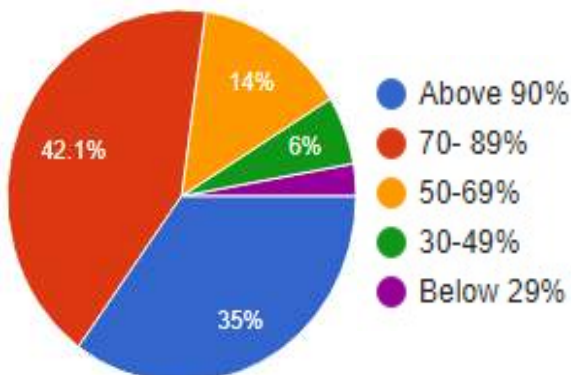
18) Efforts are made by the institute /teachers to inoculate soft skill, life skills and employability skill to make you ready for world of work

--About 83.6% students agree that to a great and moderate extent effort are made by the institution or teachers to inculcate soft skills, life skills and employability skills to make them ready for the world of work. About 9.4% students opted for somewhat and only 7% students opted for very little and not at all.



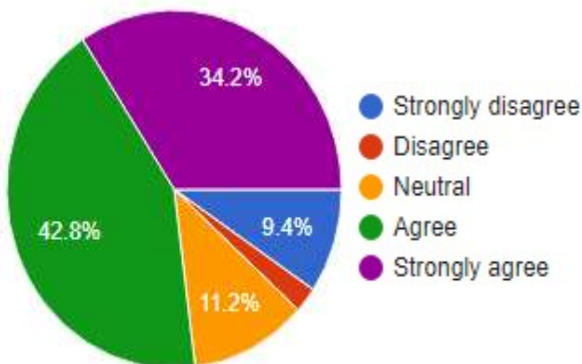
19) What percentage of teachers use ICT tools such as LCD Projector, Multimedia etc. while teaching.

--Around 35% of students rated for range above 90%, 42.1% of students rated for range of 70-90%, whereas 20% of students rated for 30- 69% and 8.9% of students rated for less than 29%.



20) The overall quality of teaching -learning process in your institute is very good

--About 77% students strongly agree and agree that the overall quality of teaching-learning process in the institute is very good. About 11.2% students were neutral. Only 11.8% student opted for disagree and strongly disagree.



21) Give three observations / suggestions to improve teaching-learning experience in your institution

Few important Suggestions from students:

Most of students responded positively to maximum questions. This survey indicates happiness of students for teaching and facilities provided by college. Many students responded that they are highly satisfied and don't have any suggestion. Few prominent suggestions are as follow

- **ICT based courses should be offered.**
- **Offline teaching should be started soon**